


DIY CDI

There are different ways to make your own CDI ECU. Here are some shown.


1. Breadboard

With a breadboard you can directly solder your circuit. There is no CAD design necessary. But collect your thoughts! The bigger the circuit, the harder it is to avoid connecting mistakes.

While the top can be very nice:




The bottom can be very messy:




2. PCB -layer

Industrial manufactured 2-layer PCB. SMD-soldered parts.

Ignition-adjustment 8°.



OpenSimSpark.org



OpenSimSpark.org

From:
<https://opensimspark.org/> - OpenSimSpark

Permanent link:
https://opensimspark.org/diy_cdi

Last update: **2021/12/29 23:01**

